

Other State Agency of Mental Health Services: Clients Served and Expenditures

Ted Lutterman

NASMHPD Research Institute

NASMHPD Summer Commissioners' Meeting

Chicago, Illinois

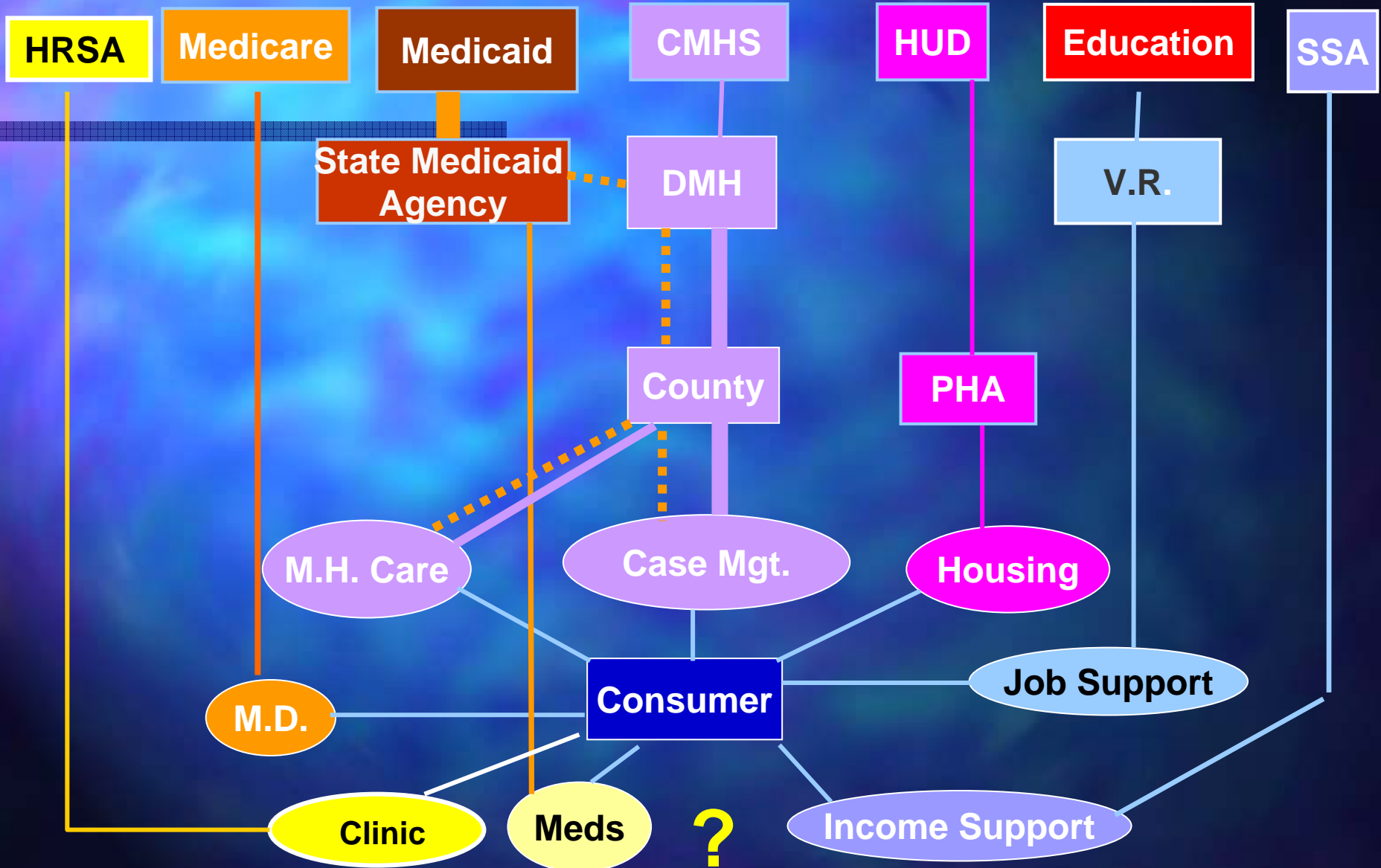
July 12, 2005

President's New Freedom Commission on Mental Health Findings

- Fragmentation: "Services and Funding are Fragmented Across Several Programs"
- Unmet Need: "only 1 of of 2 persons with a serious form of mental illness seeks treatment for the disorder"
- "Comprehensive State Mental Health Plans to coordinate services should be developed."

“Coordination” of Mental Health Services in Reality

Slide prepared by Dr. Mike Hogan, Ph.D., Ohio



CMHS Mental Health Transformation System Improvement Grants (MHT-SIGs)

New Grant Announcement to assist states in achieving the goals of the President's Commission:

- In the first year of the MHT-SIG, states need to complete an "Inventory of Mental Health Services" that looks at what mental health services, expenditures, staffing, and capacities exist across state government (including Medicaid, Corrections, Child Welfare, Education, Health, Housing and other state agencies)

State Mental Health Agency System

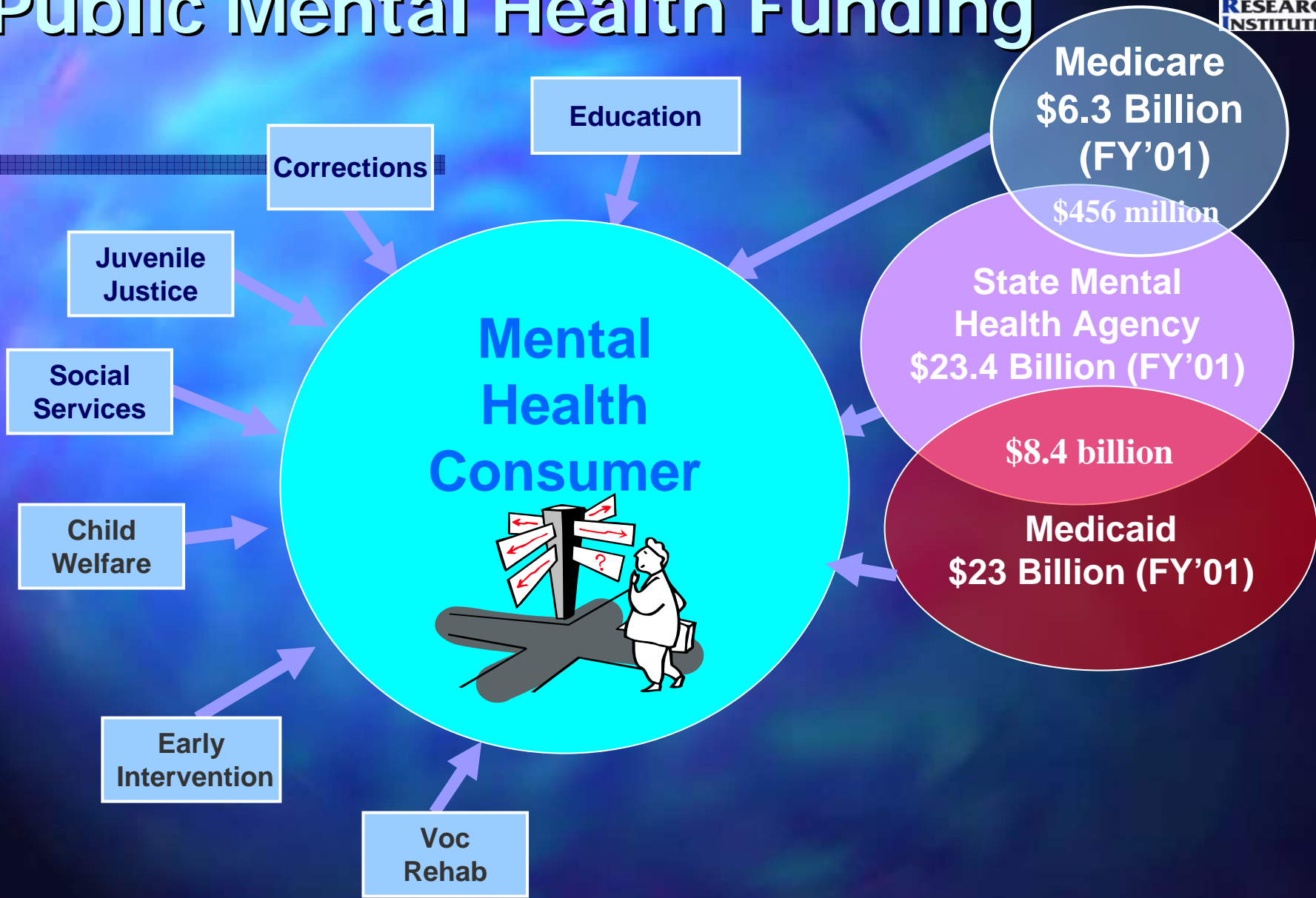
- NRI Revenues and Expenditures Study has tracked 22 years of mental health expenditures by SMHAs
- New Report on FY'03 Expenditures of over \$26 billion will be sent to Commissioners this Summer
- FY'04 Report starting this Fall.
- But no information about the expenditures by other state government agencies

Consumers Served by SMHAs:

From our State Data Infrastructure Grant Program we have data on 6 million consumers served by the SMHAs

- 6 million Consumers Were Served by the States (50 States, DC, and 5 Territories Reporting)
 - 19.27 Consumers received mental health services per every 1000 persons in the U.S. Population:
- But, no information about number of persons receiving mental health services from OSAs.

Public Mental Health Funding



Role of Other State Government Funding and Service Systems

- FY'01 National Spending Estimates by SAMHSA (2005) (with focus on Medical/Treatment services)
 - \$85.4 Billion in Total MH Expenditures
 - \$23.4 Billion: Medicaid
 - \$6.3 Billion: Medicare
 - \$20.0 Billion: State and Local Government
- Vocational Rehabilitation Studies suggests 20% to 30% of clients and expenditures are mental health related
- Corrections: national studies suggests 16% of persons in state and federal prisons have a Serious Mental Illnesses

NRI's Other State Agency Study

- CMHS-funded project by the NRI to pilot test with State Mental Health Agencies the identification of clients and expenditures by 8 state government agencies.

Focus is on documenting:

1. the number of persons who received mental health services
 - Where possible, identifying "overlap" – are the persons served by OSAs the same consumers being served by the SMHA or different consumers
2. The expenditures by OSAs for these mental health services

NRI's Other State Agency Study

- Guided by an Expert Advisory Panel comprised of representatives of other state government agencies and other experts in mental health services being provided by OSAs.
- Explored existing information system requirements of other state agencies that identify mental health services and/or clients
- Developed a "protocol" manual for SMHAs to use to work with their OSAs to count services, clients, and expenditures.

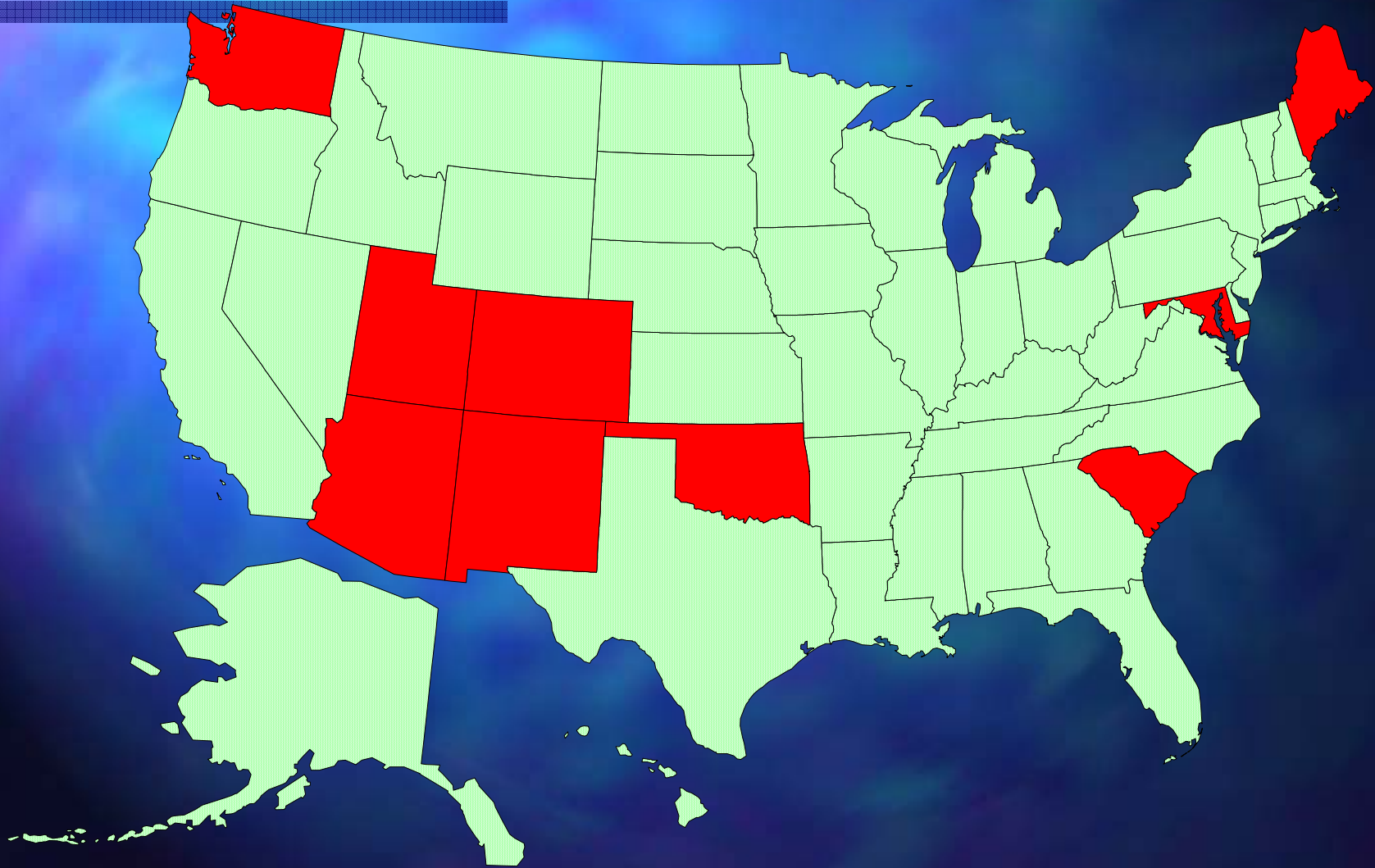
NRI's Other State Agency Study

- Focus is on mental health services and expenditures for these services
 - For example, for Corrections we count the number of persons receiving mental health services and the costs of these services (including medications), but **NOT** the cost of their incarceration ("room and board").

NRI's Other State Agency Study

- 9 States volunteered to work with the NRI to test the protocol and compile information from their OSAs.
- **The volunteer states deserve the credit for the success of this project. They did the hard work!**

States Participating in the NRI's OSA Study



Caveats

- Not all the data has been received yet
- We don't have information on Sources of Data from all of the states at this point
- Will be completing the study this summer.
- Greatest difficulty in compiling data for Education, Early Intervention, and Child Welfare

In-State OSA Meetings

- After each state completed their gathering of OSA data, the state was asked to convene a meeting of all representatives from the OSA and other interested groups from the public mental health system to discuss:
 - Findings from the study
 - Implications for improving service coordination, planning and reducing fragmentation.
 - NRI Staff participate in each of the state meetings to contribute information on the national perspective of the study, and
 - Document for our final report state activities.

Next Steps:

- All the states have completed at least some of their OSA work...some are still getting information from some agencies
- In-state Meetings are being completed this summer
- Final Report and revised Protocol will be developed this summer.
- We are optimistic that CMHS will fund a follow-up to work with more states and help the current states explore further

Next Steps:

- For Vocational Rehabilitation, we identified a existing Federal database of client level information from every state VR agency for all completed cases. This record includes information about mental health diagnoses and mental health services.
- NRI has received the national RSA data base and is exploring creating a summary report for each states detailing:
 1. Number of persons in VR systems due to mental illnesses
 2. Number of persons and receiving specific services and expenditures for these services
 3. Employment outcomes for mental health clients

Population Data Received

	Corrections	Medicaid	Vocational Rehabilitation	TANF	Education	Early Interventio	Juvenile Justice	Child Welfare
Arizona								
Colorado								
Maryland								
Maine								
New Mexico								
Oklahoma								
South Carolina								
Utah								
Washington								
	7	6	5	6	3	4	4	6

Expenditures Data Received

	Corrections	Medicaid	Vocational Rehabilitation	TANF	Education	Early Interventio	Juvenile Justice	Child Welfare
Arizona								
Colorado								
Maryland								
Maine								
New Mexico								
Oklahoma								
South Carolina								
Utah								
Washington								
	7	6	5	5	2	3	5	4

***Success:** Albert Einstein (1879-1955)*

- If A equals success, then the formula is:

- **$A = X + Y + Z$**

- X is work.
 - Y is play.
- Z is keep your mouth shut.