

# Recent Developments In Jail Diversion

Henry J. Steadman, Ph.D.

NASMHPD's Fourth National Summit for  
State Psychiatric Hospital  
Superintendents

May 2, 2005

**Admission to U.S. Jails (2003)**

12.5 million

**Proportion of Jail Inmates With Severe Mental Disorder**

Men = 6.4%

Women = 12.2%

**Number of Annual Admissions to U.S. Jails with Severe Mental Disorder**

886,000

## Prevalence of Current Substance Abuse Among Jail Detainees with Severe Mental Disorders

Disorder	Males		Females	
	Alcohol Abuse/ Dependence	Drug Abuse/ Dependence	Alcohol Abuse/ Dependence	Drug Abuse/ Dependence
Schizophrenia	59%	42%	56%	60%
Major Depression	56%	26%	37%	57%
Mania	33%	24%	39%	64%
Any Severe Disorder	58%	33%	40%	60%

Detainees with severe  
mental disorder plus  
either alcohol or drug  
abuse/dependence

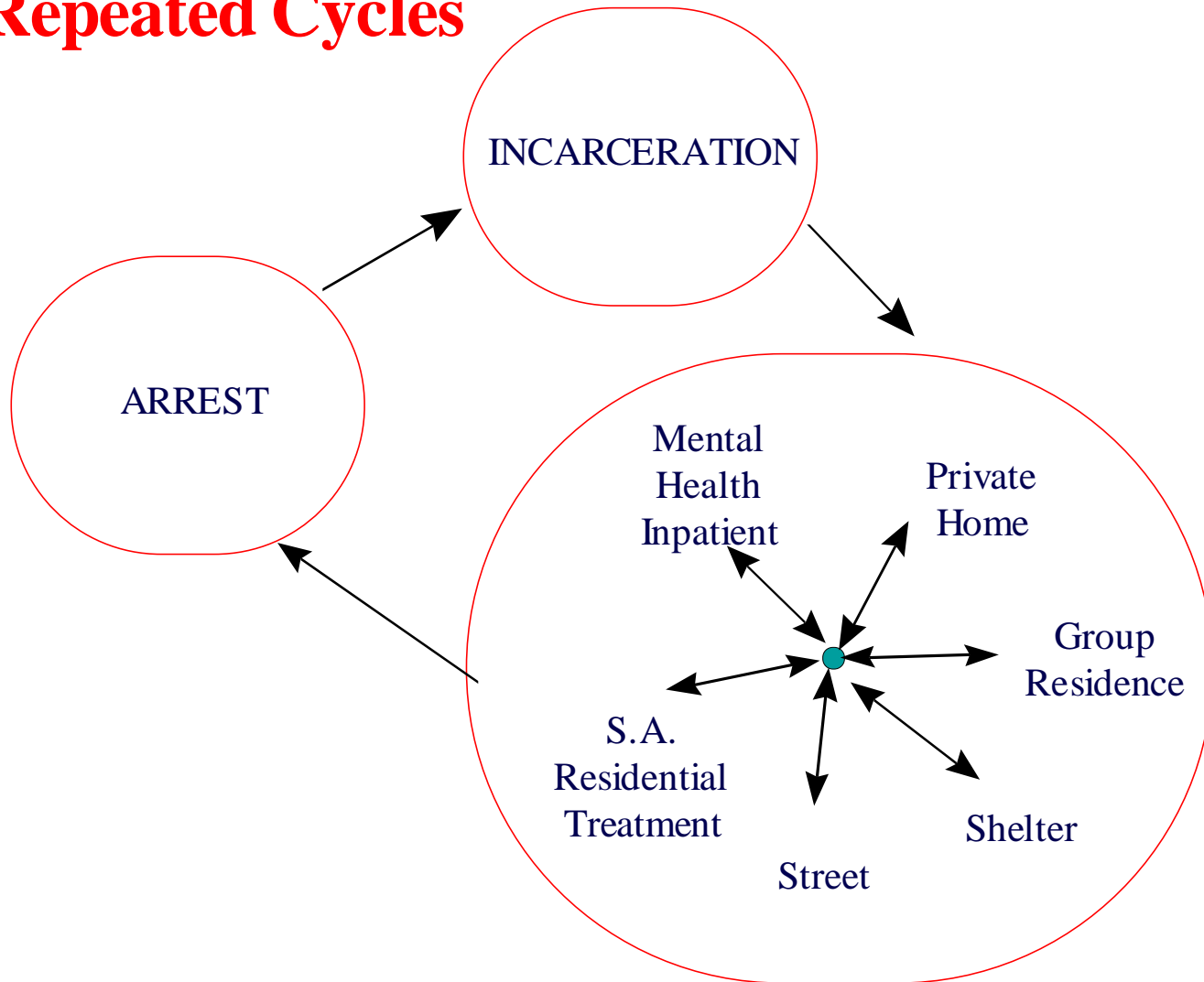
= 72%

= 72%

*Adapted from: Abram, K.M. and Teplin, L.A. "Co-Occurring Disorders Among Mentally Ill Jail Detainees: Implications for Public Policy." American Psychologist, 46(10):1036-1045, 1991 and Teplin, L.A. "Personal Communication."*

*Policy Research Associates, Inc.  
6/17/98*

# Repeated Cycles



# Basic Goals

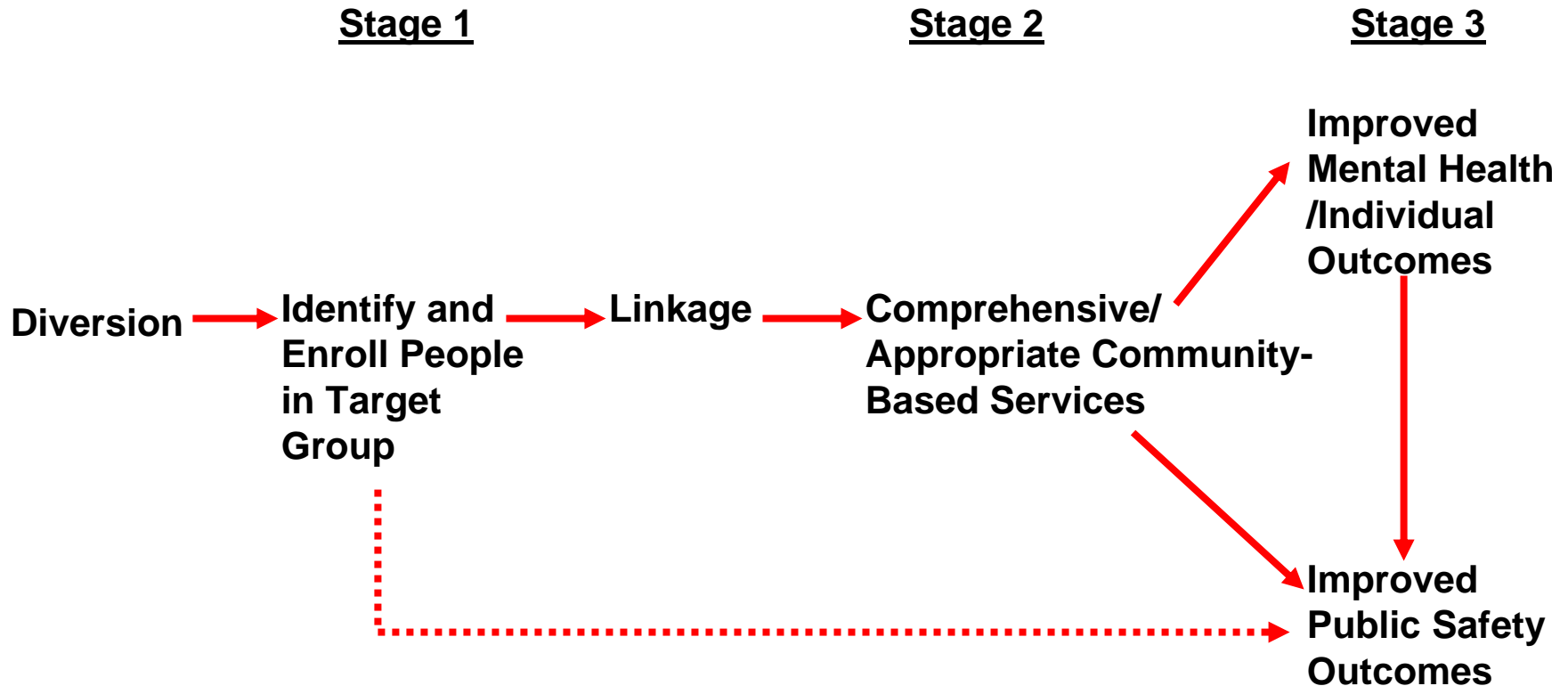
- **Keep people out who do not need to be there**
- **Provide constitutionally adequate services**
- **Link people to services to keep them from coming back (because of mental illness)**

# Major Developments Nationally

## **Diversion**

- Crisis Intervention Teams**
- Mental Health Courts**


# Jail Diversion Logic Model



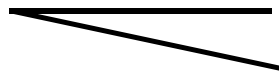

# Diversion/ Reentry Program

- Police
- Arraignment Court
- Jail
- Prison

Linkage  
(Case Management)



# Community-Based Services

- MH  Outpatient  
Residential
- SA  Outpatient  
Residential
- Co-Occurring
- Housing
- Health
- Entitlements
- Employment

# Mental Health Diversion Options

- **Pre-Booking**
  - **Police-Based**
- **Post-Booking**
  - **Court-Based**
    - **Regular Criminal Dockets**
    - **Specialty Courts**
  - **Jail-Based**

# **Evidence Based Practices**

- **Assertive Community Treatment**
- **Medications**
- **Integrated Services for Co-Occurring Disorders**
- **Supported Employment**
- **Family Psychoeducation**
- **Illness Self-Management**

# The Nathaniel Project (NYC)

## Outcome Measures (N=53)

	<u>Prior Year</u>	<u>Current Year</u>
<b>Number of Arrests</b>	<b>101</b>	<b>7</b>
• Misdemeanors	35	5
• Felonies	66	2
<hr/>		
	<u>Intake</u>	<u>One Year</u>
<b>Housed</b>	<b>10%</b>	<b>79%</b>

---

**Retention at 6 months – 88%**

**Retention at 2 years – 80%**

# Data: SAMHSA KDA (6 sites)

	<u>Diverted</u>	<u>Non-Diverted</u>
<b>Community days</b>	<b>303</b>	<b>245</b>
<b># Arrests</b>	<b>1.03</b>	<b>1.20</b>
<b>Arrests/mo.</b>	<b>.11</b>	<b>.15</b>

# Data: SAMHSA KDA Cost Studies

(Cowell et al, 2002)

	<b>OR</b>	<b>AZ</b>	<b>NYC</b>	<b>Memphis</b>
<b>Costs</b>	Same	Same	-\$6,260	+\$5,855
<b>Outcomes</b>	Drug Use ↓ 80%	CSI + 4.5	Non-viol. Victimization ↓ 70%	CSI + 2.4

# **Mentally Ill Offender Treatment and Crime Reduction Act**

- Passed October, 2004
- Authorizes \$50 million
- No appropriation yet
- Uncertain prospect for partial funding in  
2005 or 2006