

# **What Can We Say About the Outcomes of Jail Diversion Programs**

**Henry J. Steadman, Ph.D.**

**NASMHPD's Forensic Division Annual Meeting  
September 12, 2005**



**1. Frame of Reference**

**2. Major Developments**

**3. Overview of Outcome Studies**

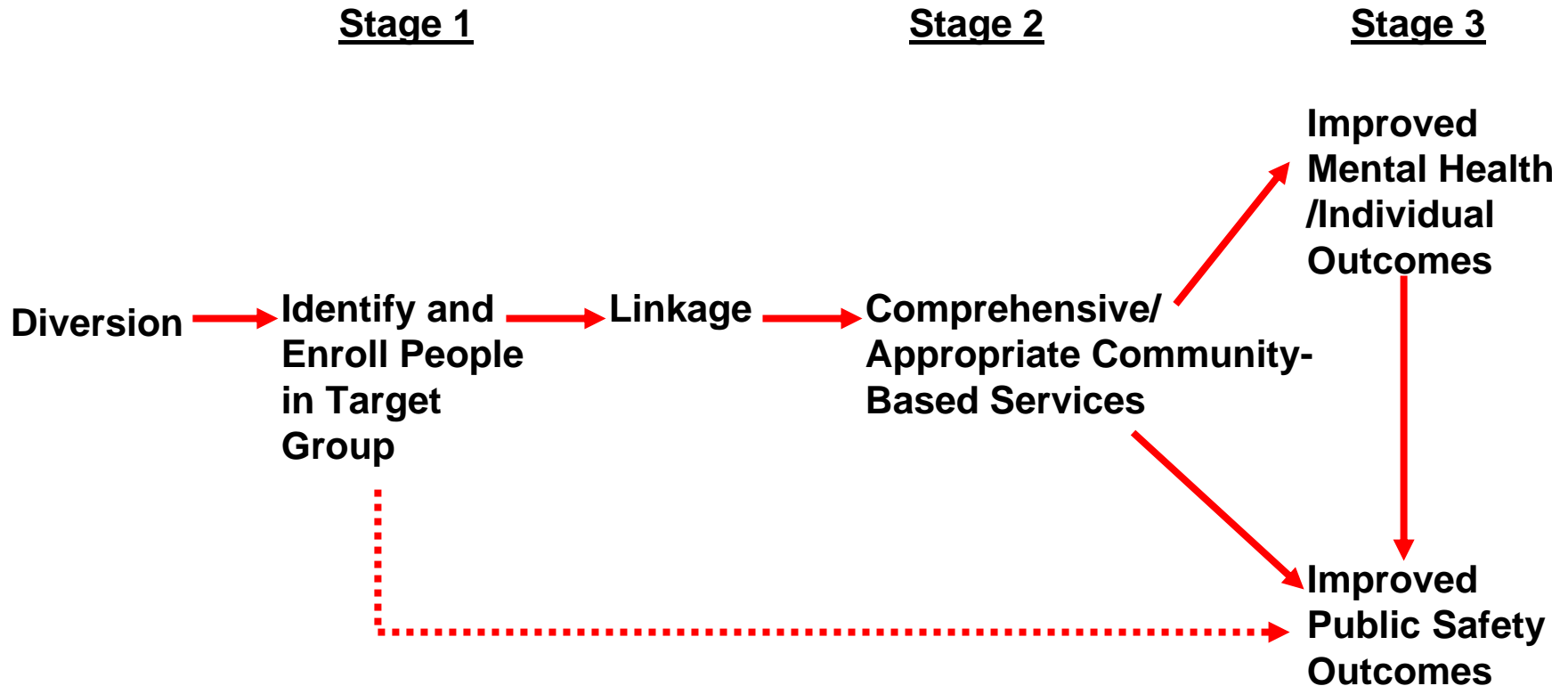
# “Diversion”

- Specified target group
- Specific program / dedicated staff for diversion
  - not usual emergency mental health crisis response
- Out of the criminal justice system to community-based mental health and substance abuse services
  - in lieu of arrest/jail
  - radically reduced jail time
    - ▶ non-sentence serving target group (NOT discharge planning)
- Criminal charges
  - not filed
  - dropped
  - condition of bail
  - deferred prosecution
  - condition of probation
  - deferred sentencing

# Diversion: Basic Tasks

- **Know who you are looking for** → **Eligibility Criteria**
- **Find them** → **Screen/Assess**
- **Engage them** → **Services Plan**
- **Cut a deal** → **Negotiate the terms and conditions**
- **Make it stick** → **Linkage**

# Jail Diversion Logic Model

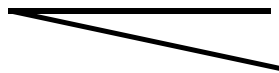



# Diversion Program

- Police
- Arraignment Court
- Jail

Linkage  
(Case Management)

# Community-Based Services

- MH  Outpatient  
Residential
- SA  Outpatient  
Residential
- Co-Occurring
- Housing
- Health
- Entitlements
- Employment

# Mental Health Diversion Options

- **Pre-Booking**
  - **Police-Based**
- **Post-Booking**
  - **Court-Based**
  - **Jail-Based**

## Pre-Booking

- **Police-Based**
  - **Memphis Crisis Intervention Team (CIT) N=80**
  - **Birmingham (AL) Community Service Officers (CSO)**
  - **LA Systemwide Mental Assessment Response Team (SMART)**

## Post-Booking

- **Court-Based**
  - **First appearance regular court (Bail bond)**
  - **First appearance specialty court (Mental Health Court)**
    - **Drop charge → community-based treatment**
    - **Continue charge → Prosecution deferred with terms and conditions**
    - **Plead → Probation with terms and conditions**
    - **Plead → Sentence deferred with terms and conditions**
  - **Disposition specialty court (Mental Health Court)**
- **Jail-Based**
  - **Case finding in jail and disposition in regular criminal court**

# **Jail Diversion Programs (n=356)**

- **Pre-booking (n=131)**
- **Post-booking (n=225)**
  - **Mental Health Courts (n=106)**
  - **Other (n=119)**

**7% of U.S. counties  
(233/3,142) have one or more  
jail diversion programs.**

# Key Components of a CIT Program

- **Specialized training of a cadre of officers**
- **Police department policy and procedures**
- **Strong PD leadership**
  - **Headquarters**
  - **Precinct/Subdivisions**
- **Centralized, police-friendly drop-off**
- **Available, appropriate community-based services**

# Outcome Studies Overview

- **Single Site**
- **Multi-Site**
- **Costs**

# **Mental Health Outcome Studies/Single Site (N = 5)**

- **Petrila, Poythress, et al.: Broward County, FL**
- **Cosden et al.: Santa Barbara County, CA**
- **Trupin et al.: King County, WA**
- **Herinckx et al.: Clark County, WA**
- **Gary Bess Associates: Butte County, CA**

# Single Site Diversion Outcome Studies (Non-Mental Health Courts)

<u>Location</u>	<u>Program Type</u>	<u>Results</u>
LA	Police	2/151 Jailed
LA	Regular Criminal Court	Judicially monitored Tx got “better outcomes”
CT	Jail	Diverted: $\bar{x}$ = 41 jail days over 1 year Non-diverted: $\bar{x}$ = 173 jail days over 1 year
Cincinnati	Regular Criminal Court/Jail	Diverted and non-diverted same on arrests with more time in community for diverted
Rochester, NY	Court/Jail	Jail days: $\bar{x}$ = 108 → 46 Hospital days: $\bar{x}$ = 166 → 77
New York City	Jail	Arrests of 53 subjects: 101 → 7 Housed at intake = 10% vs. 79% after 1 year

# Multi-Site Diversion Outcome Studies (Non-Mental Health Courts)

Locations	Program Type	Results
Memphis (TN) Birmingham (AL) Knoxville (TN)	Police	2% arrested 13% arrested 5% arrested <span style="font-size: 2em; vertical-align: middle;">}</span> Vs. 16% non-specialized (Chicago)
Memphis (TN) Montgomery County (PA) Portland (OR) Hartford/New Haven/ Bridgeport (CT) Lane County (OR) Phoenix/Tucson (AZ) New York (NY) Honolulu (HI) Wicomaco County (MD)	Police (n=3) Court (n=2) Jail (n=4)	SAMHSA KDA

# Comparison of 12-Month Outcomes (N=1185)

	<b>Total Diverted</b>	<b>Total Not Diverted</b>
<b>Number of Arrests Since Intake</b>	1.03	1.20
<b>Community Days **</b>	303	245
<b>ER Use *</b>	31.3%	23.9%
<b>Hospitalization**</b>	31.7%	18.7%
<b>Any Medication *</b>	81.7%	73.7%
<b>Any Counseling *</b>	62.6%	56.8%

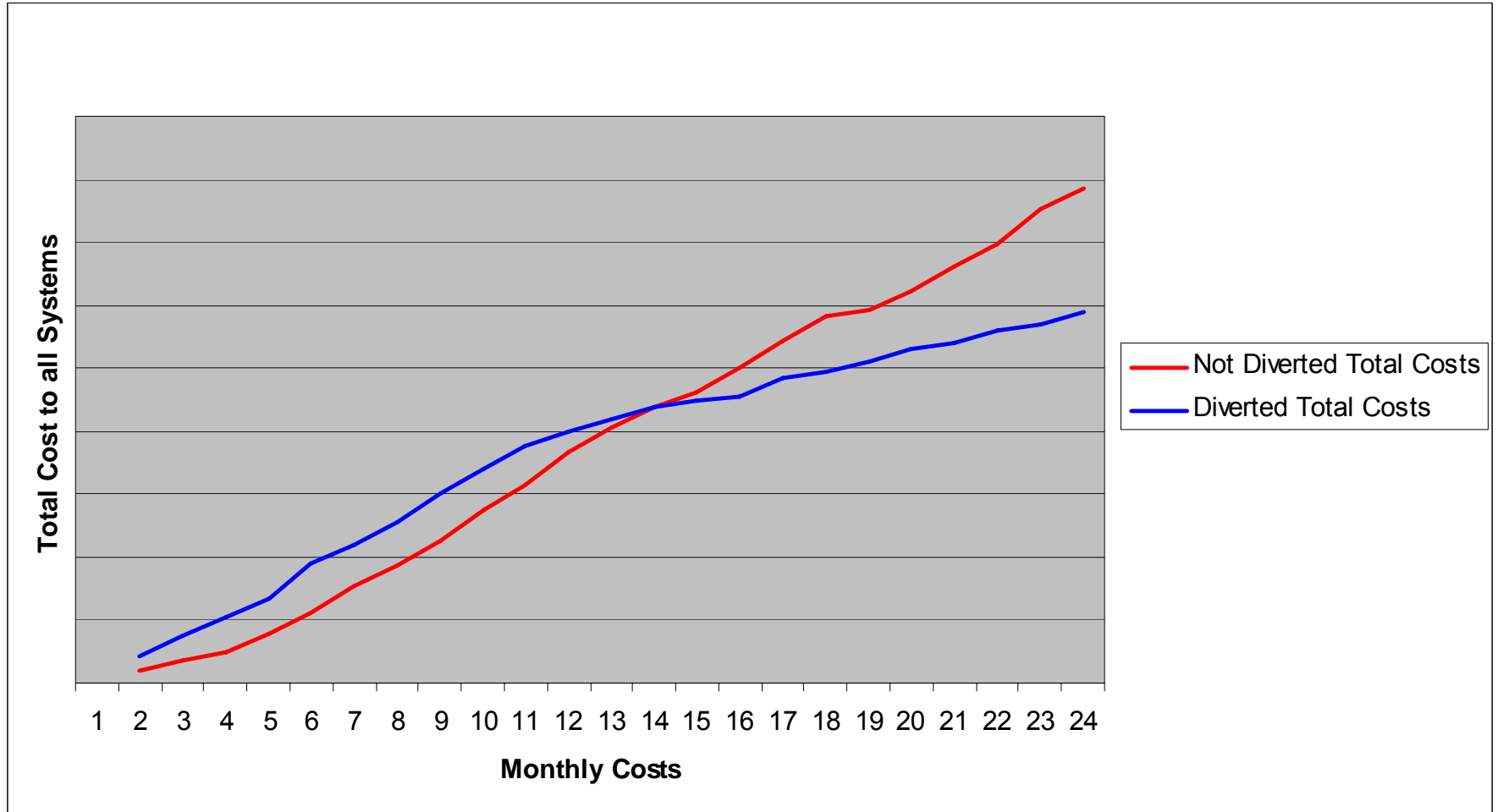
\*p<.05, \*\*p<.001 for overall difference between “Diverted” and “Non-Diverted”

# SAMHSA Jail Diversion KDA Cost Studies

	OR	AZ	NYC	Memphis
<u>Costs</u>	Same	Same	− \$6,260	+ \$5,855
<u>Outcomes</u>	Drug Use ↓ 80%	CSI + 4.5	Non-Violent Victimization ↓ 70%	CSI +2.4



# Monthly Jail Diversion Cost Scenarios



# Bottom Lines

- **Can divert at no added public safety risk**
- **Divertees disproportionately older, women, and white**
- **More than one option per community desirable**
- **Short term ( $\leq 18$  months) cost shifting from CJ to MH**
- **Longer term ( $> 18$  months) expect cost savings**
- **No demonstratable relationship between volume of services received and favorable outcomes**
- **Everything depends on the “To”**